











## Remedy for emergency

When a warning message is displayed

The following warning means that can lead to risk of unexpected damage to the car

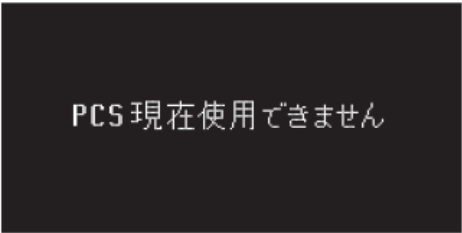




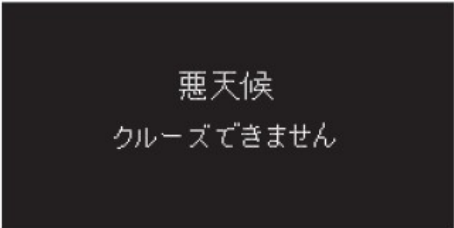


You. The stop in a safe place immediately, please contact your Toyota dealer




Warning message	WARNING Meaning
 <p>エンジン油圧不足</p> 	<p><b>Abnormality of the engine oil pressure</b> engine oil pressure is abnormally low, and warning buzzer It is displayed together</p>
 <p>ハイブリッドシステムチェック 安全な場所で停車して下さい</p> 	<p><b>Abnormality of hybrid system</b> Warning buzzer will sound</p>
 <p>Pロック異常 駐車時は確実に パーキングブレーキをかけて下さい</p> 	<p><b>Abnormality of the P position control system</b> Warning buzzer will sound. · In this case, the possibility that the parking lock mechanism does not work · P position control system, "power" fails I may not be able to switch to OFF. In that case, switch and put the parking brake to OFF</p>




<div data-bbox="290 75 721 291" style="background-color: black; color: white; padding: 10px; text-align: center;"> <p>ヘッドランプシステムチェック</p> </div> <div data-bbox="417 319 737 436" style="text-align: center; margin-top: 10px;">  (点滅) </div>	<p><b>Abnormality of the LED head lamp</b> (Only vehicles equipped with)</p>
<div data-bbox="295 506 716 716" style="background-color: black; color: white; padding: 10px; text-align: center;"> <p>PCSシステムチェック</p> </div> <div data-bbox="417 741 732 854" style="text-align: center; margin-top: 10px;"> <div style="border: 1px solid black; padding: 5px; display: inline-block;">PCS</div> (点滅) </div> <div data-bbox="417 894 589 1008" style="text-align: center; margin-top: 10px;">  </div>	<p><b>Abnormality of PCS (Pre-Crash Safety system)</b> (Flashing) Warning buzzer will sound (Only vehicles equipped with)</p>
<div data-bbox="305 1066 721 1276" style="background-color: black; color: white; padding: 10px; text-align: center;"> <p>クルーズシステムチェック</p> </div> <div data-bbox="423 1299 737 1413" style="text-align: center; margin-top: 10px;">  (点滅) </div> <div data-bbox="423 1453 594 1566" style="text-align: center; margin-top: 10px;">  </div>	<p><b>Abnormality of the radar cruise control system</b> (Flashing) Warning buzzer will sound. Turn OFF once the ON-OFF switch, it's going to set it again . (Only vehicles equipped with)</p>



**Please be treated immediately.**


Please treat following warning messages according to the workaround.

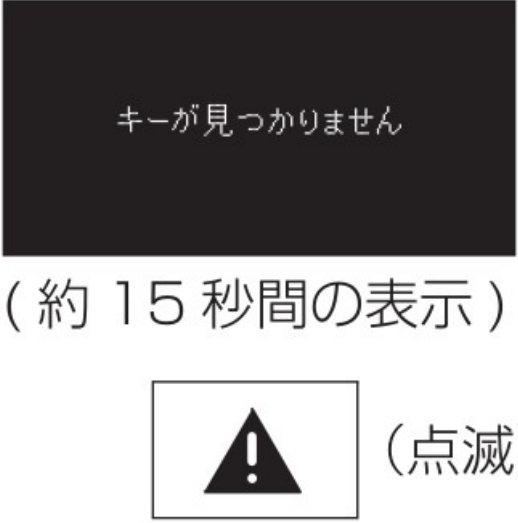

Warning message	WARNING Message	Workaround
 	<p><b>PCS (Pre-Crash The safety system) Is no longer functioning. Due to overheating of the system, The dirt in the sensor unit.</b>                      (Only vehicles equipped with)</p>	<p>Remove the dirt from sensor and from the grill.                       If the pre-crash safety system is overheat then wait until the normal temperature</p>
  (点滅) 	<p><b>Adhesion of ice and dirt of the sensor unit in the radar cruise control</b>                      (Flashing)                      Warning buzzer will sound.                      (Only vehicles equipped with)</p>	<p>Get rid of, such as ice and dirt</p>
  (点滅) 	<p>Unmeasurable vehicle control of the radar cruise control.                      (Flashing)                      Warning buzzer will sound.                      (Only vehicles equipped with)</p>	<p>It can not be used because the system determines that bad weather.</p>

 <p>(点滅)</p>	<p><b>(Inter-vehicle distance control mode of the radar cruise control) there is a possibility of collision.</b>  (Flashing)  Warning buzzer will sound.  It will blink head-up display.  (Only vehicles equipped with)</p>	<p>Hit the brakes</p>
 <p>PCS (点滅)</p>	<p><b>Indicates that the probability of collision is high, or pre-crash brake is activated.</b>  (Flashing)  Warning buzzer will sound.  It will blink head-up display.  (Only vehicles equipped with)</p>	<p>Do avoidance actions such as reduced by the brake</p>
	<p><b>Possibility of a collision is high.</b>  (Only vehicles equipped with)</p>	<p>Do avoidance actions such as reduced by the brake</p>




<p>ハイブリッドシステム過熱</p> 	<p><b>Overheating of the hybrid system.</b> Warning buzzer will sound. (For example, running a long uphill) a message may be displayed when running heavy load conditions.</p>	<p>To check, park the vehicle. Refer →P. 471 of the user manual.</p>
<p>駆動用電池充電量低下 Nレンジ以外で充電します</p>  <p>(点滅)</p>	<p><b>The remaining amount of the drive battery is reduced</b> Warning buzzer will sound. (Flashing)</p>	<p>Since the shift position in the state of N can not be charged, switch to the P shift position when it stops for a long time.</p>
<p>駆動用電池保護モード Pレンジで再始動して下さい</p>  <p>(点滅)</p>	<p><b>The remaining amount of the drive battery is reduced because the shift position is in N for a long time.</b> Warning buzzer will sound. (Flashing)</p>	<p>Move the vehicle and restart the hybrid system</p>



<p>駐車時はPレンジに入れて下さい</p>  (点滅)	<p><b>The driver's door is Opened when in shift position other than P.</b> Warning buzzer will sound. (Flashing)</p>	<p>shift to the P position.</p>
<p>Nレンジです</p>  (点滅)	<p><b>Shift position in the state of N. Depresses the accelerator pedal.</b> Warning buzzer will sound. (Flashing)</p>	<p>Release the foot from the accelerator pedal, and shift to the D or R shift position.</p>
<p>EVモードに現在切替えできません 暖機中のため</p>	<p><b>You are in a situation that can not be switched to the EV drive mode.</b> Warning buzzer will sound. the second line will be display the reason you can not use the EV drive mode. (sometimes not displayed)</p>	<p>To use it in a situation where EV drive mode can be used. For the operating conditions of the EV drive mode, please refer to P. 164</p>

<p>EVモードが解除されました 駆動用電池充電不足のため</p>  <p>(3回 点滅)</p>	<p><b>EV drive mode is automatically canceled.</b> the second line will be display the reason you can not use the EV drive mode. (sometimes not displayed) (Flashing 3 times)</p>	<p>Usually run for a while. For the operating conditions of the EV drive mode, please refer to P. 164</p>
<p>補機バッテリー (始動用)充電不足 取扱書確認下さい</p>	<p><b>Auxiliary battery is insufficiently charged.</b></p> <p><b>Note:</b> There is a possibility that the auxiliary battery is deteriorated when the "auxiliary battery (starting) insufficient charge" is displayed frequently. If it is left in this state, because there is a risk of auxiliary battery up, please have it inspected of the auxiliary battery in the Toyota shop.</p>	<p>please charge the auxiliary battery about 15 minutes or more. The display disappears after a few seconds. Holds hybrid system activated state.</p> <p>This is displayed for about 6 seconds. When the display is not disappear "When the auxiliary battery went up", please start the hybrid system in steps (→ P. 464).</p>



Car warning buzzer	Outside of the vehicle warning buzzer	Warning message	WARNING	Workaround
Once	None	 <p>キーが見つかりません</p> <p>(約 15 秒間の表示)</p> <p>(点滅)</p>	<p><b>Hybrid system in a state that does not carry the electronic key</b>  <b>The attempt to start the system...</b>          Display of about 15 seconds          (Flashing)</p>	Carry the electronic key
Once	Thrice	 <p>キーが見つかりません</p> <p>(点滅)</p>	<p><b>Opening and closing the door of the driver's seat "Power" switch is other than OFF, the passenger was taking out the electronic key.</b>          (Flashing)</p> <p><b>Driver's door has been opened and closed taking out the electronic key without OFF "Power" switch while shift position in the state of P</b>          (Flashing)</p>	<p>Return the electronic key to the car.</p> <p>Return the electronic key to the car or to OFF "power" switch</p>



Once	Continu ous sound	<p data-bbox="402 69 901 317">キーが見つかりません</p> <p data-bbox="402 354 901 602">電源を OFF して下さい</p> <p data-bbox="493 621 800 678">(交互に表示)</p> <p data-bbox="545 707 919 842">  (点滅) </p>	<p data-bbox="948 69 1196 285"><b>Without OFF "Power" switch, an attempt to lock the door and brought outside the electronic key</b></p> <p data-bbox="948 323 1110 432">(The display alternately) (Flashing)</p>	<p data-bbox="1214 69 1438 178">Lock again after you turn OFF the "power" switch.</p>
Once	None	<p data-bbox="391 915 907 1171">キーが見つかりません</p> <p data-bbox="540 1205 927 1339">  (点滅) </p>	<p data-bbox="948 915 1196 1131"><b>Electronic key regular began to run in the absence of the passenger compartment.</b> (Flashing)</p>	<p data-bbox="1214 915 1430 1058">See if there is an electronic key in the passenger compartment.</p>
Continu ous sound	None	<p data-bbox="386 1419 902 1675">Pレンジに入れて下さい</p> <p data-bbox="535 1709 922 1843">  (点滅) </p>	<p data-bbox="948 1419 1196 1669"><b>Shift position state other than P, opened the driver's door without OFF "power" OFF.</b> (Flashing)</p>	<p data-bbox="1214 1419 1382 1486">Shift to the P position.</p>

<p>Continuous sound</p>	<p>Continuous sound</p>	<div data-bbox="391 71 894 323" style="background-color: black; color: white; text-align: center; padding: 10px;"> <p>Pレンジに入れて下さい</p> </div> <div data-bbox="391 359 894 611" style="background-color: black; color: white; text-align: center; padding: 10px;"> <p>キーが見つかりません</p> </div> <p style="text-align: center;">(交互に表示)</p> <div data-bbox="537 716 740 852" style="border: 1px solid black; padding: 5px; display: inline-block;">  </div> <p style="margin-left: 10px;">(点滅)</p>	<p><b>Driver's door has been opened and closed shift switch in a state other than P position while taking out the electronic key without OFF, "power" (Flashing)</b></p>	<p>Shift to the P position</p> <p>Put the electronic key in the car.</p>
<p>Once</p>	<p>Continuous sound</p>	<div data-bbox="391 961 894 1213" style="background-color: black; color: white; text-align: center; padding: 10px;"> <p>車室内にキーがあります</p> </div> <div data-bbox="537 1251 740 1388" style="border: 1px solid black; padding: 5px; display: inline-block;">  </div> <p style="margin-left: 10px;">(点滅)</p>	<p><b>left the electronic key in the car, and tried to lock the door with smart entry and start system. (Flashing)</b></p> <p><b>left the electronic key in the car, open the front door and tried to lock and close the door while pulling the door handle in the locked side of the lock lever.</b></p>	<p>After retrieving the electronic key from the vehicle and locked again</p>

Once	None	<p data-bbox="394 79 906 331">ブレーキを踏みながら キーでパワースイッチに 触れて下さい</p>  (点滅)	<p data-bbox="946 69 1198 678"><b>When you press the "Power" switch it could not find the electronic key inside the vehicle.</b> <b>Unlock using a mechanical key.</b> (Flashing) <b>Inability to detect the electronic key inside the vehicle when you press the "power" switch is followed by two consecutive</b></p>	<p data-bbox="1214 69 1455 247">Touching the "power" switch while pressing the brake and electronic key in.</p>
Once	None	<p data-bbox="394 709 906 961">始動時は Pレンジに入れて下さい</p>  (点滅)	<p data-bbox="946 709 1198 888"><b>Trying to start the hybrid system Shift position is in the state of N.</b> (Flashing)</p>	<p data-bbox="1214 709 1463 814">And to start the hybrid system shift to position P.</p>
None	None	<p data-bbox="394 1213 906 1486">バッテリー保護の為 自動電源OFFしました</p>	<p data-bbox="946 1203 1198 1308">Auto Power OFF function is activated</p>	<p data-bbox="1214 1203 1463 1528">Please be addressed as described in 422 P. If the message "auxiliary battery (starting) insufficient charge" is displayed in the start-up next time.</p>

Once	None	<div data-bbox="391 75 922 342" style="background-color: black; color: white; padding: 10px; text-align: center;"> <p>キーバッテリー残りわずか</p> </div> <p data-bbox="391 359 911 422">(約 15 秒間の表示)</p> <div data-bbox="545 470 760 611" style="text-align: center;">  </div>	<p><b>Battery level of the electronic key is less</b> (Display of about 15 seconds)</p>	<p>Replace the battery with a new one (→ P. 390)</p>
Once	None	<div data-bbox="396 684 901 934" style="background-color: black; color: white; padding: 10px; text-align: center;"> <p>始動時は ブレーキを踏みながら パワースイッチを押して下さい</p> </div> <div data-bbox="545 968 748 1104" style="text-align: center;">  </div> <p data-bbox="773 1003 919 1066">(点滅)</p>	<p><b>Opening and closing the driver's door "Power" switch is in the state is OFF, was more than once in the accessory mode "power" switch without starting the hybrid system.</b> (Flashing)</p>	<p>Press the "Power" switch stepping on the brake pedal when starting</p>
			<p><b>The method of starting the hybrid system when the electronic key does not work normally by (→ P. 462)</b> (Flashing)</p>	<p>Press the "power" switch within 10 seconds buzzer is heard.</p>