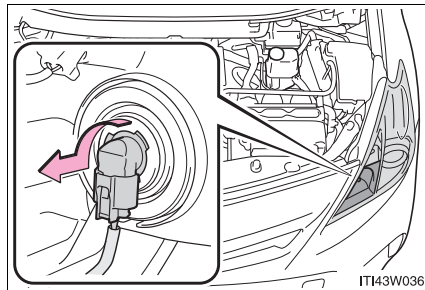


■ **Daytime running lights and headlight high beams**

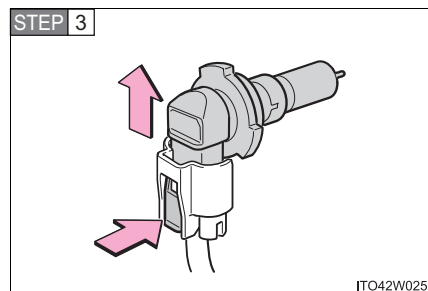
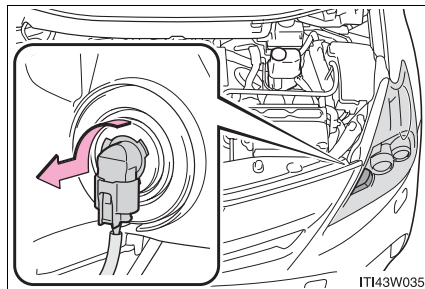
STEP 1 For the right side only: Remove the bolt and unclip the engine coolant reservoir hose. Then lift up the air cleaner inlet duct. (→P. 423)

STEP 2 Turn the bulb base counterclockwise.

Vehicles with halogen headlights



Vehicles with LED headlights



Unplug the connector while pressing the lock release.

STEP 4 When installing, reverse the steps listed.