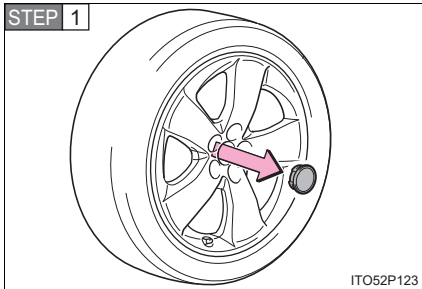
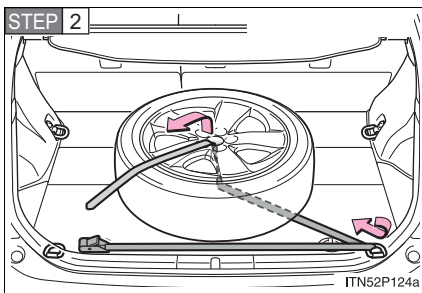


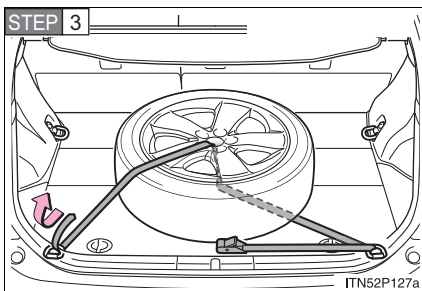
### Stowing the flat tire



Vehicles with a 17 inch wheel:  
Before stowing the flat tire,  
remove the center wheel ornament  
by pushing from the reverse side.

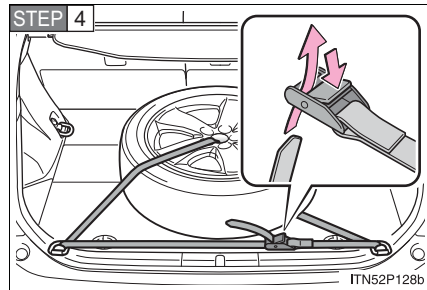


Place the flat tire on the deck  
board, and pass the belt through  
the lower-right cargo hook and  
then through the hole in the center  
of the tire.



Pass the belt through the lower-  
left cargo hook.

## 5-2. Steps to take in an emergency



Pass the belt through the buckle and secure the tire firmly. Check that the belt is securely held by the buckle.

The belt cannot be fastened securely if the buckle is facing the wrong direction.

### ■ The compact spare tire

- 1 The compact spare tire is identified by the label "TEMPORARY USE ONLY" on the tire sidewall. Use the compact spare tire temporarily only in an emergency.
- 1 Make sure to check the tire inflation pressure of the compact spare tire. (→P. 565)

### ■ Tread life

The compact spare tire can be used many times, if necessary. It has tread life of up to 3000 miles (4800 km) depending on road conditions and your driving habits. When treadwear indicators appear on the tire, replace the tire. (→P. 441)