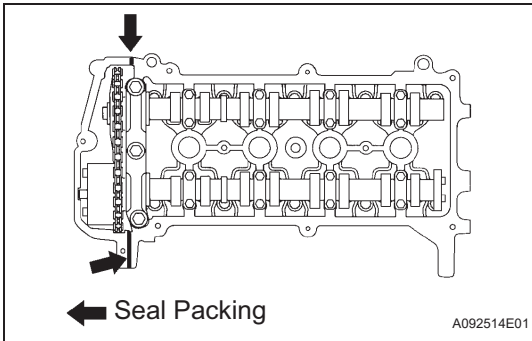
**13. INSTALL PURGE VSV**

- (a) Install the purge VSV with the bolt.
- (b) Connect the hose and connector.

**14. INSTALL CYLINDER HEAD COVER**

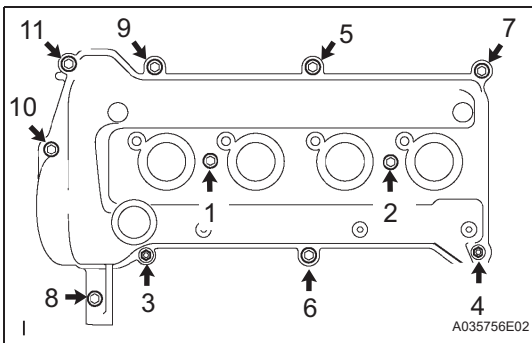
- (a) Apply seal packing to the 2 locations shown in the illustration, then install the cylinder head cover.

**Seal packing:**

**Toyota Genuine Seal Packing Black, Three Bond 1207B or Equivalent**

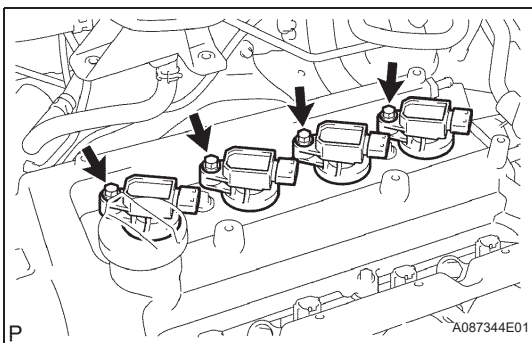
**NOTICE:**

- Remove any oil from the contact surface.
- Install the cylinder head cover within 3 minutes after applying seal packing.
- Do not start the engine within 2 hours of installing.



- (b) Install the cylinder head cover with the 9 bolts and 2 nuts.
- (c) Using several steps, tighten the bolts and nuts to the specified torque in the sequence shown in the illustration.

**Torque: 10 N\*m (102 kgf\*cm, 74 in.\*lbf)**



- (d) Install the ignition coil with the bolt.
- Torque: 9.0 N\*m (92 kgf\*cm, 80 in.\*lbf)**